



**Brite**



# European Commerce Registers Forum 2005 Survey

Prepared for: European Commerce Registers  
Forum  
Prepared by: The Swedish Companies  
Registration Office

January, 2007

## Table of Contents

<b>Executive Summary</b> .....	4
<b>Participants</b> .....	5
<b>Online survey</b> .....	6
About your organization.....	6
The company registration process .....	10
Business terminations .....	13
Annual accounts .....	14
Online services.....	16
European companies.....	19
Share capital.....	20
<b>Registered companies</b> .....	21
Appendix A Business Terminations (authority) .....	22
Appendix B Online services .....	23
Appendix C European companies.....	25
Appendix D Share Capital .....	26
Appendix E New Company Registrations .....	27
Appendix F Registered Companies .....	32
Appendix G Business Terminations .....	37
Appendix H Questionnaire.....	42

## Table of Contents: Tables

Table 1	Participating organizations .....	5
Table 2	How many offices does your organization have? .....	7
Table 3	What fees and charges do you collect? .....	7
Table 4	How long does it take for your organization to process an application for company formation/incorporation in workdays? .....	8
Table 5	How long does it take for your organization to process an application for changes in companies register in workdays?.....	9
Table 6	What are the most frequent changes in your company register?.....	9
Table 7	Do you accept documents in languages other than your national language(s)? .....	9
Table 8	Who can submit an application for company formation? .....	10
Table 9	What payment methods do you accept?.....	10
Table 10	What online payment methods do you accept? .....	11
Table 11	What is your organization's most popular means of communication with companies regarding filed documents?.....	11
Table 12	How do you examine the company/business names? .....	12
Table 13	Is the company register number unique for ... ? .....	12
Table 14	Does your legislation include restrictions such as: .....	12
Table 15	Do you register and/or decide on the following types of business termination? .....	13
Table 16	What percentage of companies files their annual accounts on time (annual average)?....	14
Table 17	How do you accept annual accounts? .....	15
Table 18	What formats of the annual accounts are available to the public? .....	15
Table 19	Do you charge penalty fees for the late filing of annual accounts?.....	15
Table 20	What percent of the following documents are submitted electronically? .....	18
Table 21	Which of the following information services do you provide on your website? .....	18
Table 22	Do you register the following company types?.....	19
Table 23	What is the minimum share capital for ... ? .....	20
Table 24	In what currencies can share capital be registered? .....	20
Table 25	What is the minimum number of shareholders for ... ? .....	20

## Table of Contents: Charts

Chart 1	How would you classify your organization? .....	6
Chart 2	What type of structure does your organization have? .....	6
Chart 3	What type of funding do you receive?.....	7
Chart 4	Do you apply the cost-covering principle when setting your prices? .....	8
Chart 5	Does your legislation permit you to carry on a profit? .....	8
Chart 6	When is the payment due for ... ?.....	11
Chart 7	Which company types are required by law to file annual accounts? .....	14
Chart 8	Which of the following filing services do you provide on your website? .....	16
Chart 9	Is e-filing mandatory for .....	16
Chart 10	Is it possible to use electronic signatures in the e-filing process? .....	17
Chart 11	Is it possible to completely register online ... ?.....	17
Chart 12	Do you supply certificates in electronic format (e.g. certificate of incorporation) using electronic signature?.....	18
Chart 13	Do you require that the branch of a company registered in another EU-country be registered?.....	19
Chart 14	Sole Traders growth rate (2000 - 2005).....	21
Chart 15	Limited companies growth rate (2000 - 2005) .....	21

## Executive Summary

The Swedish Companies Registration Office conducted the 2005 European Commerce Registers Forum (ECRF)<sup>1</sup> Survey with the support of BRITE Project<sup>2</sup>.

The ECRF carried out a similar Survey three years ago. The results are published at [http://www.ecrforum.org/previous/tromso2002/speeches/main\\_report\\_benchmarking.pdf](http://www.ecrforum.org/previous/tromso2002/speeches/main_report_benchmarking.pdf)

The primary goals for the survey were to gather and compare data on:

- company registration practices throughout Europe;
- new registrations, total registrations and business terminations.

The online survey along with a spreadsheet was sent to 35 ECRF/EBR<sup>3</sup> members and some other business registration organizations. They were asked to answer the survey as a snapshot as of December 31, 2005 and with respect to the four most common company types: Sole Trader, General Partnership, Private Limited Company and Public Limited Company.

The data for this survey was collected from October 3, 2006 to January 8, 2007 via a web-based survey form. Twenty-seven countries completed the survey. Another three countries completed the spreadsheets, but did not answer the survey. Thus, the response rate was 77%. The data from the survey was compiled and analyzed electronically with SAS9.

An update of the results with data for 2006 is planned to be issued in March 2007.

For questions regarding the survey, please contact Annika Bränström, [annika.branstrom@bolagsverket.se](mailto:annika.branstrom@bolagsverket.se) or Stefka Dabijeva, [stefka.dabijeva@bolagsverket.se](mailto:stefka.dabijeva@bolagsverket.se).

---

<sup>1</sup> European Commerce Registers Forum, <http://www.ecrforum.org/>

<sup>2</sup> Business Register Interoperability Throughout Europe, <http://www.briteproject.net/>

<sup>3</sup> European Business Register, <http://www.ebr.org/>

## Participants

**Table 1 Participating organizations**

Organization	Country	Contact name	Survey	File
Ministry of Economy, Trade and Energy	Albania	Terezi, Eda	No	Yes
Federal Ministry of Justice ICT	Austria	Hubalek, Peter	Yes	Yes
Ministry of Justice, Registry Agency	Belgium	Frank, Desaer	Yes	No
Ministry of Justice Croatia	Bulgaria	Stankov, Emil	Yes	Yes
Ministry of Informatics	Croatia	Cutuk, Katarina	No	No
Danish Commerce and Companies Agency	Czech Republic	Pavlicek, Jiri	No	No
Centre of Registers and Infosystems	Denmark	Blöndal, Ole	Yes	Yes
National of Patents and Registration of Finland	Estonia	Tudre, Maris	Yes	Yes
Institut de la Propriete Industrielle	Finland	Kauppinen, Sakari	Yes	Yes
Justice Germany	France	Parent, Yves	No	Yes
Companies House, Gibraltar	Germany	Held, Heinz-Juergen	Yes	Yes
Companies House	Gibraltar	Faria, David	No	No
Athens Chamber of Commerce and Industry	Great Britain	Lynch, Lynn	Yes	Yes
Budapest Municipal Court	Greece	Hliapa, Maria	Yes	Yes
Register of Enterprises	Hungary	Gatter dr., Laszlo	Yes	Yes
Companies Registration Office	Iceland	Jónsson, Skúli	Yes	Yes
Isle of Man Financial Supervision Commission	Ireland	Farrell, Paul	Yes	Yes
InfoCamere	Isle of Man	Bates, Jane	Yes	Yes
Jersey Financial Services Commission	Italy	Giannella, Vito	Yes	Yes
The Register of Enterprises of Latvia	Jersey	Lamb, Julian	Yes	Yes
Grundbuch- & Öffentlichkeitsregisteramt	Latvia	Panasova, Ina	Yes	Yes
State Enterprise Centre of Registers	Liechtenstein	Freischer, Edmund	Yes	Yes
Registry of Companies - RCSL	Lithuania	Sabaliauskas, Kestutis	Yes	Yes
Registry of Companies - MFSA	Luxembourg	Gonner, Yves	Yes	Yes
State Registration Chamber	Malta	Caruana, Joseph	Yes	Yes
Chamber of Commerce The Netherlands	Moldova	Harcenco, Victor	Yes	Yes
Companies Registry NI	Netherlands	Dun, Ricco	Yes	Yes
Brønnøysund Register Centre	Northern Ireland	McMullan, Rosaleen	No	No
National Trade Register Office	Norway	Olderbakk, Hakon	Yes	Yes
Supreme Court of Republic of Slovenia	Romania	Topor, Lucia	Yes	Yes
Colejo de Registradores y de la propiedad mercantil	Slovenia	Brezovar, Rado	No	Yes
Swedish Companies Registration Office	Spain	Martinez, Laura	Yes	Yes
Federal Registry Office	Sweden	Bränström, Annika	Yes	Yes
State Committee of Ukraine for Regulatory Policy	Switzerland	Duc, Nicolas	Yes	Yes
	Ukraine	Vashchenko, Kostiantyn	No	No

## Online survey

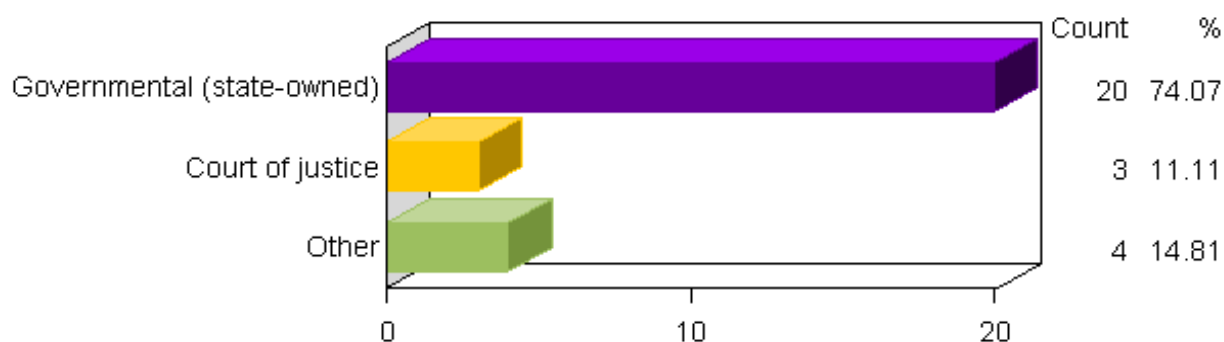
### About your organization

This section presents the findings of survey questions describing the participating organizations. The majority of organizations are governmental. Indeed, fourteen of the twenty governmental organizations are centralized.

Three countries register companies through courts of justice, in particular Austria, Germany and Hungary. Further, Germany and Austria have neither central nor local offices. They have 149 and 16 regional offices, respectively. Italy and Bulgaria have the largest network of local offices—300 and 140, respectively.

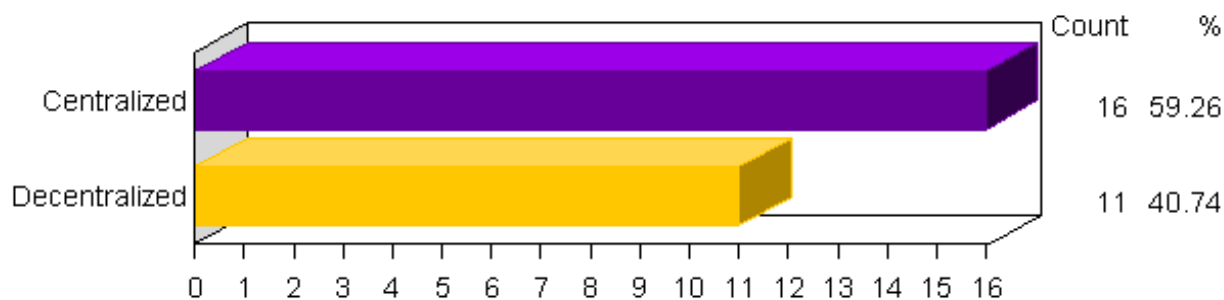
**Chart 1 How would you classify your organization?**

(N=27)



**Chart 2 What type of structure does your organization have?**

(N=27)



**Table 2 How many offices does your organization have?**

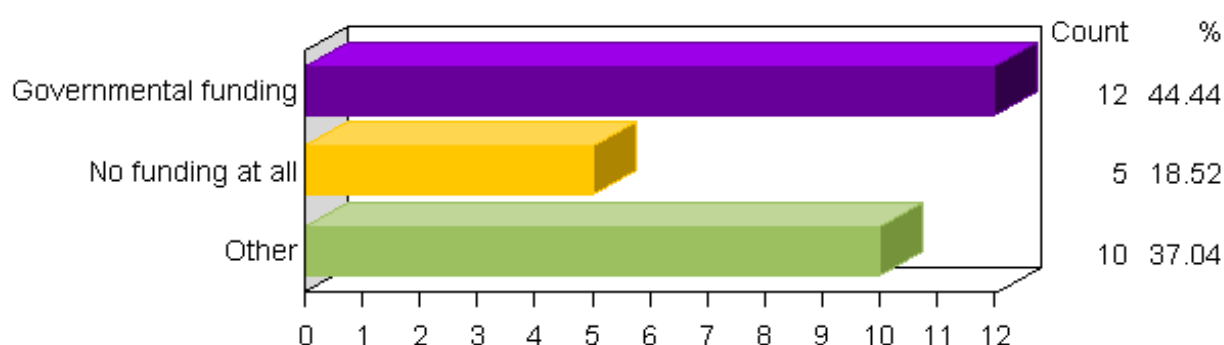
(N=11)

Offices	Highest number	Median
Main/central offices	1	1
Regional offices	149	18
Local offices	300	0

44.4% of the participating organizations receive governmental funding. Among the other organizations' income sources are membership fees (Greece, the Netherlands), contributions (Italy) and service fees.

**Chart 3 What type of funding do you receive?**

(N=27)



The organizations in Belgium, Denmark and the Netherlands claimed that they do not charge fees for company formation and for changes in the companies register. Similarly, the organizations in Denmark, Isle of Man, Malta, and the Netherlands do not charge for changes in the register.

The following countries charge annual fees to keep a company on register: Bulgaria, Great Britain, Greece, Isle of Man, Italy, Jersey, Malta, and the Netherlands.

**Table 3 What fees and charges do you collect?**

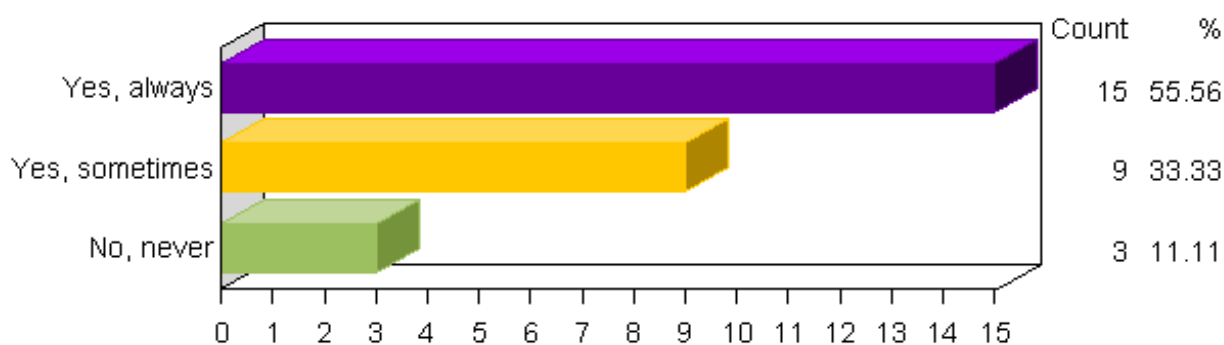
(N=27)

Fees and charges	Count	%
Company formation/ incorporation fees	24	88.9
Application fees for changes in the register	23	85.2
Fees for registration of annual/company accounts	9	33.3
Annual fees to keep a company on the register	8	29.6
Information fees	23	85.2
Other fees	14	51.9
Some services are free of charge	24	88.9
(Total percent >100%, because of multiple answers)		

Bulgaria, Isle of Man, and Moldova do not apply the cost-covering principle in their pricing strategies.

**Chart 4 Do you apply the cost-covering principle when setting your prices?**

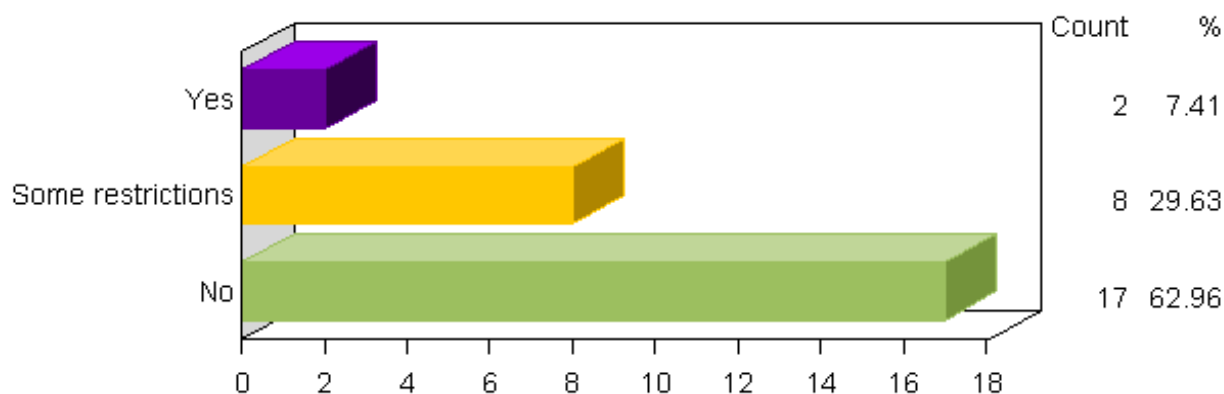
(N=27)



Isle of Man and Jersey are legally allowed to carry on a profit.

**Chart 5 Does your legislation permit you to carry on a profit?**

(N=27)



In most of the answers given the time to process an application is measured in workdays between the date the application was received and the date the decision was taken.

**Table 4 How long does it take for your organization to process an application for company formation/incorporation in workdays?**

(N=27)

Time to process an application/formation (workdays)	Min	Max	Median
Average time	0	15	2
Minimum time	0	3	1
Maximum time	0	30	5
Goal time	0	14	1



**Table 5 How long does it take for your organization to process an application for changes in companies register in workdays?**

(N=27)

<b>Time to process an application/changes (workdays)</b>	<b>Min</b>	<b>Max</b>	<b>Median</b>
Average time	0	15	3
Minimum time	0	3	1
Maximum time	0	30	5
Goal time	0	14	1

**Table 6 What are the most frequent changes in your company register?**

(N=27)

<b>Frequent changes in company register</b>	<b>Count</b>	<b>%</b>
Change of address of registered office	17	63.0
Change of business/company name	8	29.6
Change of particulars for Director or Secretary	20	74.1
Change of accounting reference date	2	7.4
Increase/Decrease in capital	8	29.6
Other	4	14.8
(Total percent >100%, because of multiple answers)		

Liechtenstein and Luxembourg accept all documents in foreign languages.

**Table 7 Do you accept documents in languages other than your national language(s)?**

(N=27)

<b>Accept documents in other language(s)</b>	<b>Count</b>	<b>%</b>
Yes, all documents	2	7.41
Yes, some documents	13	48.15
No, but we are planning to do so	3	11.11
No, we accept no documents	9	33.33

## The company registration process

This section provides the findings about the company registration process.

The most common payment methods are cash, bank draft/checks, online payments and major credit/debit cards. Sixteen organizations accept online payments. Austria automatically debits court fees. Great Britain sets up direct debits. A large percent of the organizations requires that the fees and charges are paid in advance or upon registration. 92.6% of the organizations choose to communicate with their customers by letter. The organizations in Estonia, Finland, Lithuania, and Sweden examine the company name against ALICANTE Trademark database.

**Table 8 Who can submit an application for company formation?**

(N=27)

Submitter of an application	Count	%
Agent	16	59.3
Consulting company	14	51.9
Entrepreneur	19	70.4
Lawyer	17	63.0
Other	12	44.4
(Total percent >100%, because of multiple answers)		

**Table 9 What payment methods do you accept?**

(N=27)

Payment methods	Count	%
Bank draft/checks	16	59.3
Cash	19	70.4
Deposit accounts	7	25.9
Invoice	8	29.6
Major credit/debit cards	14	51.9
Money orders	7	25.9
Online payments	16	59.3
Postal/money orders	6	22.2
Other	4	14.8
(Total percent >100%, because of multiple answers)		

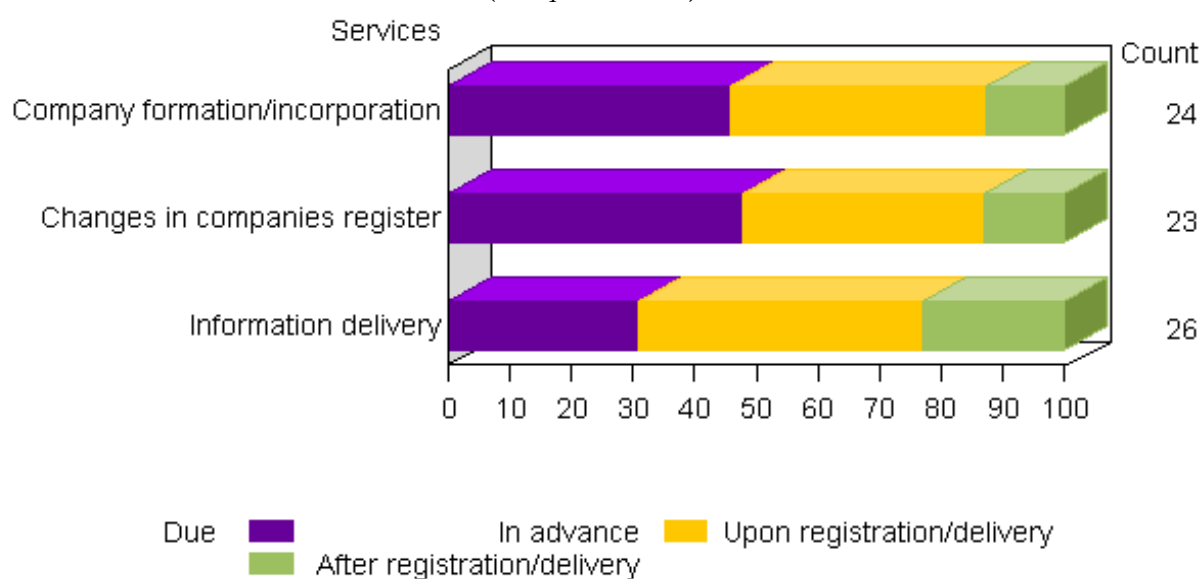
**Table 10 What online payment methods do you accept?**

(N=16)

Online payment methods	Count	%
Major credit/debit cards	11	64.7
Financial cybermediary	1	5.9
Electronic checks	5	29.4
Electronic bill	4	23.5
(Total percent >100%, because of multiple answers)		

**Chart 6 When is the payment due for ... ?**

(N equals Count)

**Table 11 What is your organization's most popular means of communication with companies regarding filed documents?**

(N=27)

Communication methods	Count	%
E-mail	15	55.6
Fax	8	29.6
Letter	25	92.6
Phone	16	59.3
Sms	0	0.0
Other	1	3.7
(Total percent >100%, because of multiple answers)		

**Table 12 How do you examine the company/business names?**

(N=27)

Company/Business name examination	Company name (Count)	Business name (Count)	Company name (%)	Business name (%)
Formally	17	10	63.0	37.0
Legally	22	9	81.5	33.3
Against the National Trademark database	8	4	29.6	14.8
Against the ALICANTE Trademark database	4	0	14.8	0.0
Against the companies register	25	10	92.6	37.0
Dont examine the name at all	0	2	0.0	7.4
(Total percent >100%, because of multiple answers)				

**Table 13 Is the company register number unique for ... ?**

(N=27)

Unique register number	Count	%
Sole trader*	23	85.2
General partnership**	24	88.9
Private limited company	26	96.3
Public limited company	26	96.3

\* Great Britain, Isle of Man and Malta do not register sole traders.

\*\* Great Britain, Isle of Man do not register general partnership.

Greece is the only participating country that has no unique company register number for all company types.

**Table 14 Does your legislation include restrictions such as:**

(N=27)

Legal restrictions	Count	%
Gender quota	1	3.7
Residency requirement	10	37.0
Nationality requirement	8	29.6
Audited annual accounts	11	40.7
(Total percent >100%, because of multiple answers)		

## Business terminations

This section covers questions regarding business terminations. [See Appendix A for more detailed information]

**Table 15 Do you register and/or decide on the following types of business termination?**

(N=27)

<b>Business termination</b>	<b>Decide on (Count)</b>	<b>Register (Count)</b>	<b>Decide on (%)</b>	<b>Register (%)</b>
Bankruptcy	2	22	7.5	81.5
Wind up/Liquidation	9	26	33.5	96.5
Merger	8	24	29.5	89.0
Strike off	14	25	52.0	92.5

## Annual accounts

This section summarizes the findings of survey questions regarding annual accounts.

The respondent organizations in Bulgaria, Greece, Moldova and Switzerland are not in charge of receiving annual accounts. Therefore, they did not answer the questions in this section.

Among the countries where the law requires for sole traders to file annual account are: Belgium, Hungary, Latvia, Lithuania, Luxembourg and Norway.

**Chart 7 Which company types are required by law to file annual accounts?**



**Table 16 What percentage of companies files their annual accounts on time (annual average)?**

(N=23)

Minimum	Maximum	Median
15.00	97.00	80.00

Belgium, Great Britain and Sweden accept annual accounts in XBRL format. Austria, Belgium, Estonia, Iceland, Italy, Lithuania, Netherlands, Norway, Romania and Spain accept annual accounts electronically in formats other than XBRL.

**Table 17 How do you accept annual accounts?**

(N=23)

Document acceptance	Count	%
Electronically (XBRL)	3	13.0
Electronically (other format)	10	43.5
By e-mail (pdf, word format, etc.)	2	8.7
By fax (paper copy)	0	0.0
By mail (hard copy)	16	69.6
Other	8	34.8
(Total percent >100%, because of multiple answers)		

**Table 18 What formats of the annual accounts are available to the public?**

(N=23)

Annual accounts formats	Count	%
tiff/giff	5	21.7
pdf/ps/eps	12	52.2
scanned images	13	56.5
rtf/doc	1	4.3
(Total percent >100%, because of multiple answers)		

The specified period for companies to submit their annual accounts varies significantly among the organizations. It varies from one month in the Isle of Man to fifteen months in Belgium and Liechtenstein. On average this period is between six and seven months and in most of the countries the reference date is the end of the fiscal year.

The average reported percent of annual accounts filed on time is 74.9% within organizations that impose penalty fees, and 49.7% within organizations that do not impose penalty fees.

**Table 19 Do you charge penalty fees for the late filing of annual accounts?**

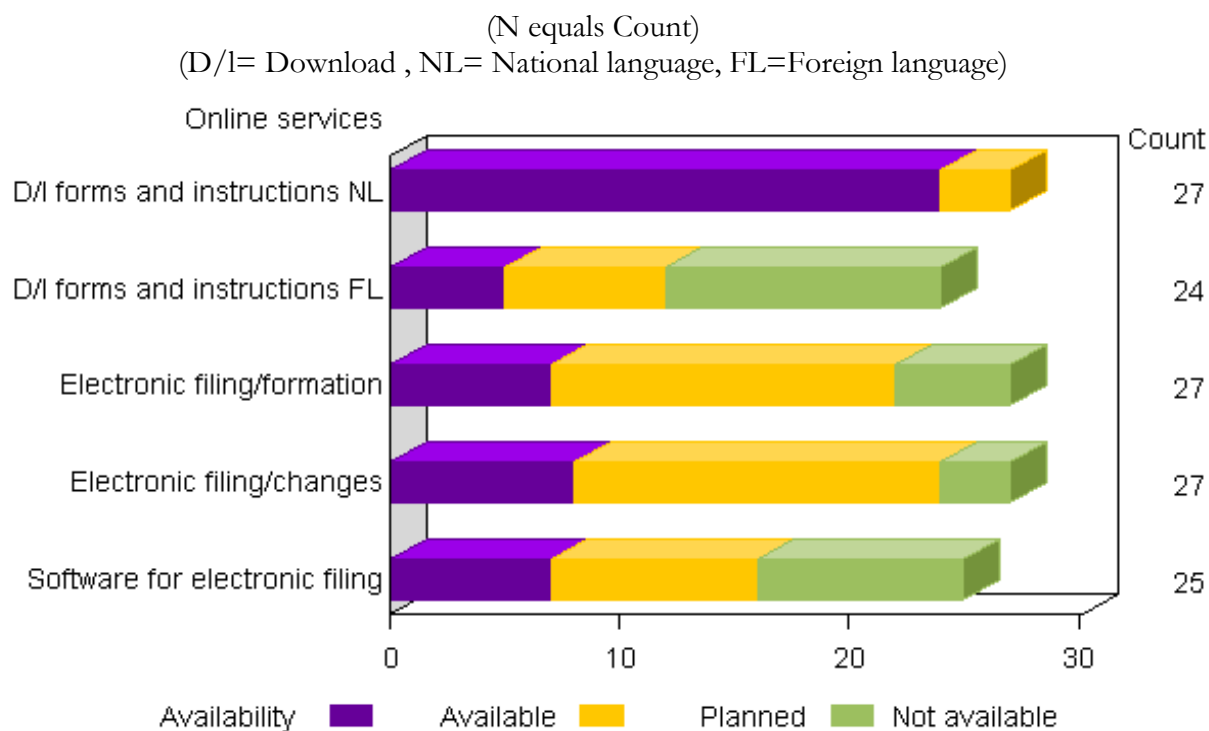
(N=23)

Penalty fees	Count	%
Yes	17	73.91
No	6	26.09

## Online services

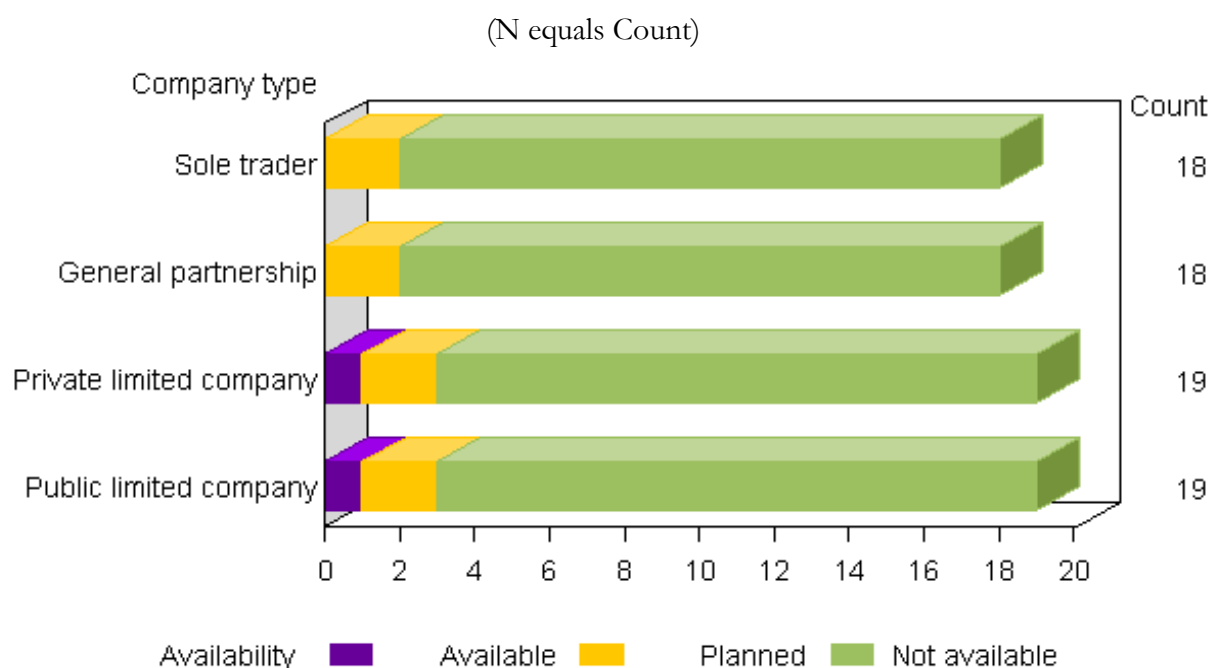
This section provides information on what kind of online services the organizations provide. [See Appendix B for detailed data tables for online services by country].

**Chart 8 Which of the following filing services do you provide on your website?**



At this time, the e-filing is mandatory at this stage only in Italy for private and public limited companies.

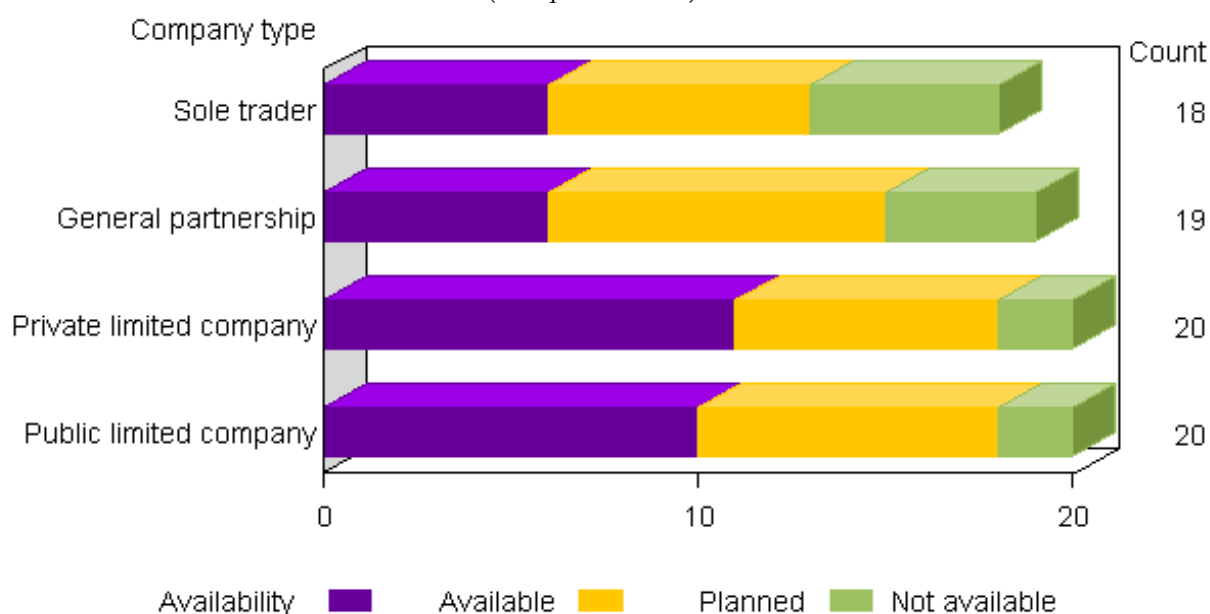
**Chart 9 Is e-filing mandatory for ...**





**Chart 10 Is it possible to use electronic signatures in the e-filing process?**

(N equals Count)

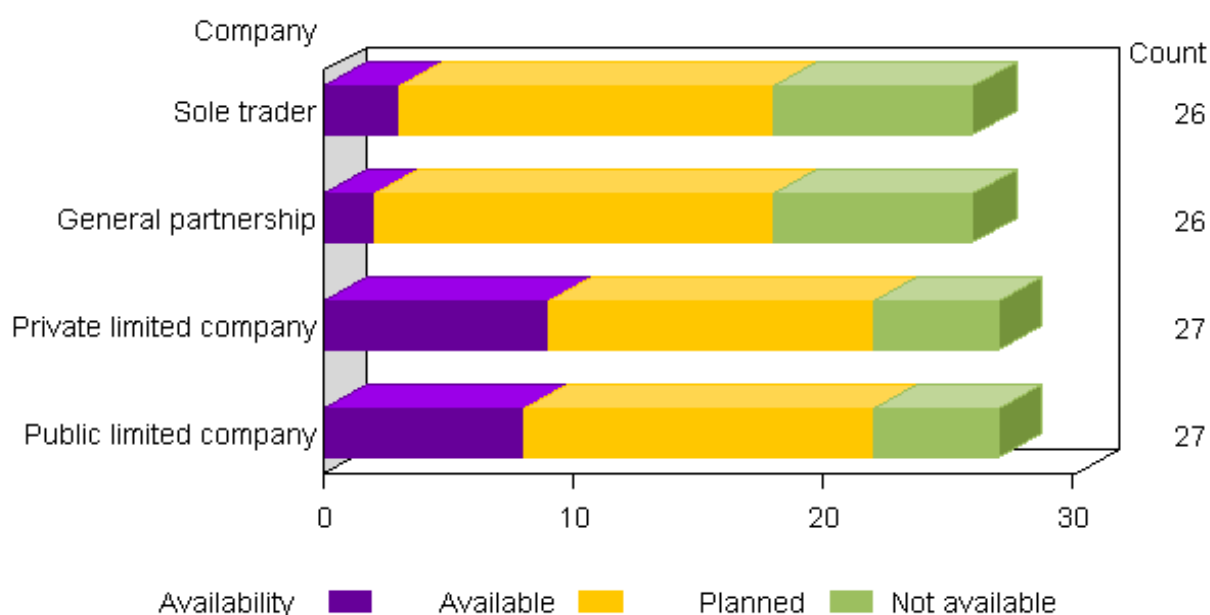


**When do you plan to implement e-filing?**

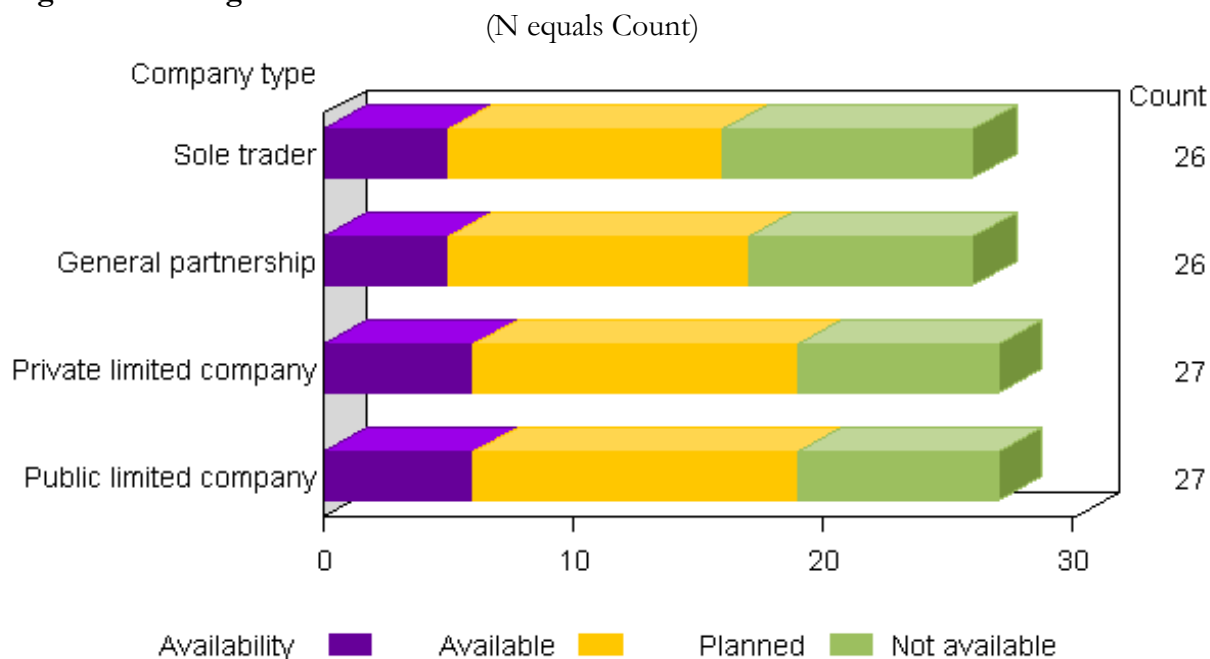
Year to implement e-filing	Country	Count	%
2006	Estonia, Moldova	2	12.50
2007	Austria, Finland, Germany, Iceland, Isle of Man, Latvia, Luxembourg, the Netherlands, Romania	9	56.25
2008	Belgium, Greece, Lithuania, Switzerland	4	25.00
Other	Liechtenstein	1	6.25

**Chart 11 Is it possible to completely register online ... ?**

(N equals Count)



**Chart 12 Do you supply certificates in electronic format (e.g. certificate of incorporation) using electronic signature?**



Italy accepts all documents electronically. Denmark, Great Britain and Ireland have the highest percent of electronically submitted documents.

**Table 20 What percent of the following documents are submitted electronically?**

(N equals Count)

Electronically submitted documents	Count	Min	Max	Median
Company formation/registration (%)	10	0.50	100	15.5
Changes in the companies register (%)	9	0.20	100	11.0
Annual accounts (%)	9	0.01	100	8.0
Other documents (%)	6	1.00	100	2.5

**Table 21 Which of the following information services do you provide on your website?**

(N=27)

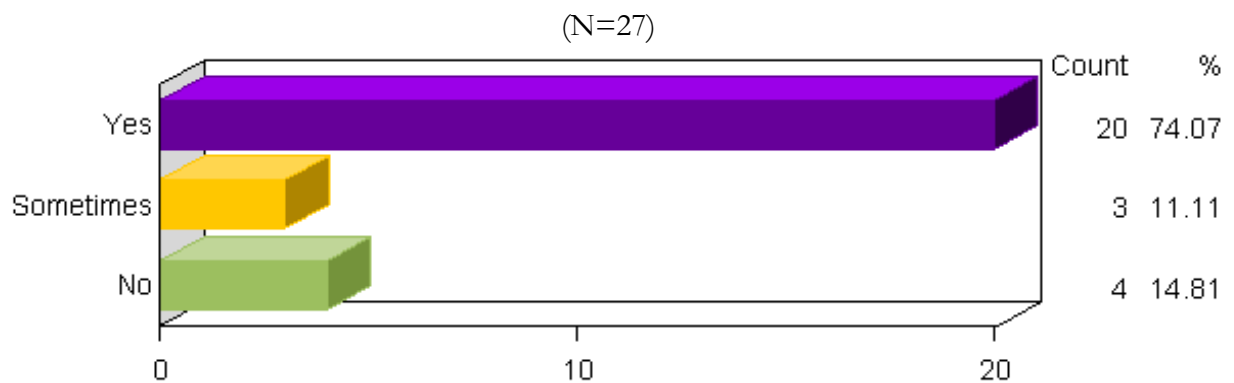
Online information services	Free of charge (Count)	Paid (Count)	Free of charge (%)	Paid (%)
Company search	22	7	81.5	25.9
Company officer search	7	16	25.9	59.3
Downloading annual accounts	1	19	3.7	70.4
Statistics	12	7	44.4	25.9
(Total percent >100%, because of multiple answers)				

Complete company profiles are available to the customers in Great Britain, Spain and Sweden. In Austria the information services are available through eight clearing houses. Business Quality Stamps are available in Spain. Inquiries by mobile phone supported by the WAP-system can be made in Estonia.

## European companies

Belgium, Germany, Jersey and the Netherlands do not require a company registered in another EU-country to register a branch in their country. [See Appendix C for data on the number of registered EEIG, SE and branches in the participating countries.]

**Chart 13 Do you require that the branch of a company registered in another EU-country be registered?**



**Table 22 Do you register the following company types?**

(N=27)

Company types	Count 'Yes'	%
EEIG	19	70.4
SE	19	70.4
(Total percent >100%, because of multiple answers)		

## Share capital

The following series of tables look at the issue of share capital for public and private limited companies. [See Appendix D for more information about share capital by countries].

**Table 23 What is the minimum share capital for ... ?**

The values are expressed in EUR

(N=25)

Company type	Lowest value	Highest value	Median
Private limited liability company	1	35 000	3 005
Public limited liability company	1	123 280	43 807

Norway requires the largest minimum share capital for public limited companies- € 123 280.

**Table 24 In what currencies can share capital be registered?**

(N=27)

Currency	Count	%
EUR	20	74.1
GBP	10	37.0
USD	10	37.0
Other	18	66.7
(Total percent >100%, because of multiple answers)		

**Table 25 What is the minimum number of shareholders for ... ?**

(N=27)

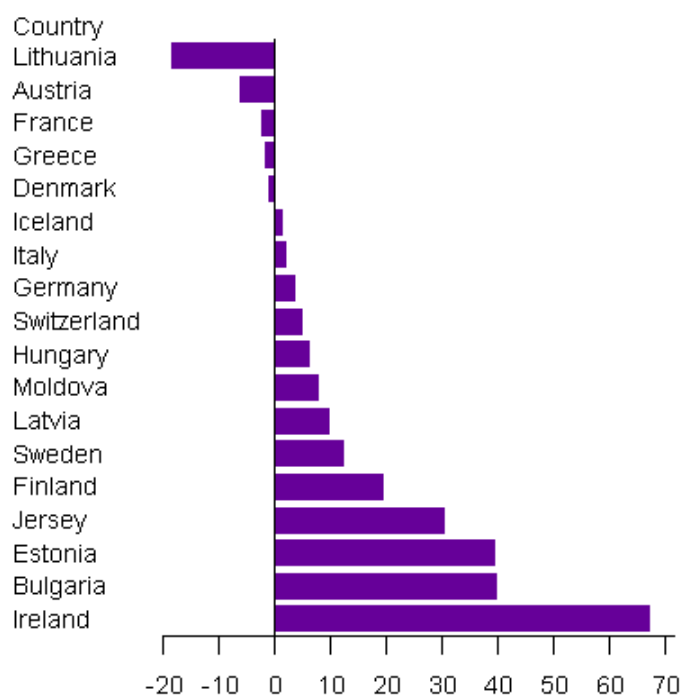
Company type	Lowest number	Highest number	Median
Private limited liability company	1	2	1
Public limited liability company	1	7	1

## Registered companies

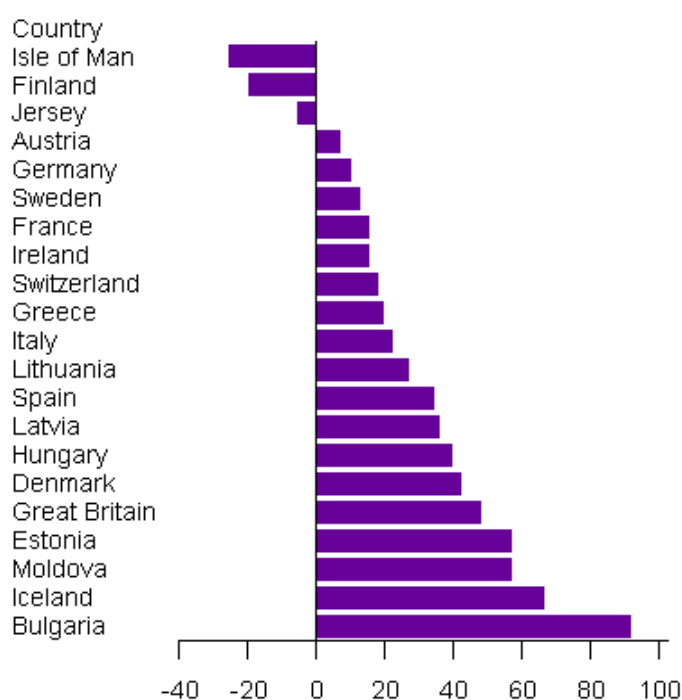
Twenty-nine countries completed the spreadsheets. Their figures are reported in Appendix E through Appendix G.

The next two charts show the growth rate, expressed in a percentage, of the total number of register sole traders and limited companies. A negative rate means that there were fewer registered companies at the end of year 2005 than at the end of year 2000.

**Chart 14 Sole Traders growth rate (2000 - 2005)**



**Chart 15 Limited companies growth rate (2000 - 2005)**



## Appendix A Business Terminations (authority)

### Appendix A 1 Business terminations

(N=27)

Country	Decide on B	Register B	Decide on W	Register W	Decide on M	Register M	Decide on S	Register S
Austria	Yes	No	Yes	No	Yes	No	Yes	No
Belgium	No	Yes	No	Yes	No	Yes	No	Yes
Bulgaria	No	Yes	No	Yes	No	Yes	No	Yes
Denmark	No	Yes	No	Yes	No	Yes	No	Yes
Estonia	No	Yes	No	Yes	No	Yes	Yes	Yes
Finland	No	Yes	Yes	Yes	Yes	Yes	Yes	Yes
Germany	No	Yes	No	Yes	No	Yes	No	No
Great Britain	No	No	No	Yes	No	Yes	Yes	Yes
Greece	Yes	Yes	Yes	Yes	Yes	Yes	Yes	Yes
Hungary	No	Yes	Yes	Yes	Yes	Yes	Yes	Yes
Iceland	No	Yes	No	Yes	No	Yes	No	Yes
Ireland	No	No	No	Yes	No	No	Yes	Yes
Isle of Man	No	No	No	Yes	No	No	Yes	Yes
Italy	No	Yes	No	Yes	No	Yes	No	Yes
Jersey	No	No	Yes	Yes	Yes	Yes	Yes	Yes
Latvia	No	Yes	No	Yes	No	Yes	No	Yes
Liechtenstein	No	Yes	Yes	Yes	No	Yes	Yes	Yes
Lithuania	No	Yes	No	Yes	No	Yes	No	Yes
Luxembourg	No	Yes	No	Yes	No	Yes	Yes	Yes
Malta	No	Yes	No	Yes	No	Yes	No	Yes
Moldova	No	Yes	No	Yes	No	Yes	No	Yes
Netherlands	No	Yes	No	Yes	No	Yes	No	Yes
Norway	No	Yes	Yes	Yes	Yes	Yes	Yes	Yes
Romania	No	Yes	Yes	Yes	Yes	Yes	Yes	Yes
Spain	No	Yes	No	Yes	No	Yes	No	Yes
Sweden	No	Yes	Yes	Yes	Yes	Yes	Yes	Yes
Switzerland	No	Yes	No	Yes	No	Yes	No	Yes

B= Bankruptcy

W= Wind up/Liquidation

M= Merger

S= Strike off

## Appendix B Online services

### Appendix B 1 Filing services via organizations' websites

(N=27)

Country	Downloading forms and instructions in national language(s)	Downloading forms and instructions in foreign languages	Electronic filing of documents for company formation/registration	Electronic filing of documents for changes	Software for electronic filing
Austria	Planned	Missing	Planned	Planned	Planned
Belgium	Available	Not available	Planned	Planned	Planned
Bulgaria	Available	Not available	Not available	Not available	Not available
Denmark	Available	Not available	Available	Available	Available
Estonia	Available	Not available	Planned	Planned	Available
Finland	Available	Available	Planned	Planned	Not available
Germany	Planned	Planned	Not available	Not available	Not available
Great Britain	Available	Not available	Not available	Available	Not available
Greece	Available	Planned	Planned	Planned	Planned
Hungary	Available	Planned	Available	Available	Available
Iceland	Available	Missing	Planned	Planned	Missing
Ireland	Available	Not available	Not available	Available	Not available
Isle of Man	Available	Not available	Planned	Planned	Planned
Italy	Available	Available	Available	Available	Available
Jersey	Available	Not available	Planned	Available	Available
Latvia	Available	Available	Planned	Planned	Planned
Liechtenstein	Available	Planned	Not available	Not available	Not available
Lithuania	Available	Not available	Planned	Planned	Planned
Luxembourg	Available	Planned	Planned	Planned	Not available
Malta	Available	Not available	Available	Planned	Available
Moldova	Planned	Missing	Planned	Planned	Missing
Netherlands	Available	Available	Planned	Planned	Planned
Norway	Available	Not available	Available	Available	Not available
Romania	Available	Not available	Planned	Planned	Planned
Spain	Available	Planned	Available	Planned	Not available
Sweden	Available	Available	Available	Available	Available
Switzerland	Available	Available	Planned	Planned	Planned

## Appendix B 2 Countries that allow electronic signatures in the e-filing process

(N=11)

Country	Sole trader	General partnership	Private limited company	Public limited company
Denmark	Available	Available	Available	Available
Estonia	Available	Available	Available	Available
Great Britain	Missing	Missing	Available	Available
Hungary	Available	Available	Available	Available
Ireland	Not available	Not available	Available	Available
Italy	Available	Available	Available	Available
Jersey	Planned	Planned	Available	Available
Latvia	Available	Available	Available	Available
Malta	Not available	Planned	Available	Planned
Spain	Missing	Available	Available	Available
Sweden	Available	Planned	Available	Available

## Appendix B 3 Countries where a complete online registration is available

(N=9)

Country	Sole trader	General partnership	Private limited company	Public limited company
Denmark	Planned	Not available	Available	Available
Great Britain	Missing	Missing	Available	Available
Hungary	Available	Available	Available	Available
Ireland	Not available	Not available	Available	Available
Italy	Available	Available	Available	Available
Jersey	Planned	Planned	Available	Available
Malta	Not available	Planned	Available	Planned
Netherlands	Not available	Not available	Available	Available
Sweden	Available	Planned	Available	Available

## Appendix B 4 Countries where certificates are available in electronic format

(N=6)

Country	Sole trader	General partnership	Private limited company	Public limited company
Denmark	Available	Available	Available	Available
Great Britain	Missing	Missing	Available	Available
Greece	Available	Available	Available	Available
Hungary	Available	Available	Available	Available
Netherlands	Available	Available	Available	Available
Sweden	Available	Available	Available	Available



## Appendix C European companies

### Appendix C 1 Registered EEIG, SE and branches as of December 31, 2005 by country

(N=27)

Country	EEIG	SE	Branches of a company registered in another EU country	Branches of a company in non-EU country
Austria	23	5	0	0
Belgium	NR	0	4	0
Bulgaria	NR	NR	1	489 <sup>2</sup>
Denmark	8	0	1	261 <sup>2</sup>
Estonia	0	0	320	112
Finland	1	1	1	701
Germany	0	0	1 849 <sup>4</sup>	200
Great Britain	190	1	1	9 210 <sup>2</sup>
Greece	NR	NR	0	0
Hungary	NR	2	471	0
Iceland	0	0	59	0
Ireland	15	NR	1 062	222
Isle of Man	NR	NR	0	0
Italy	146	NR	1	6 449 <sup>2</sup>
Jersey	NR	NR	0 <sup>4</sup>	0
Latvia	0	0	256	256
Liechtenstein	1	1	30	55
Lithuania	2	0	278	126
Luxembourg	50	3	806	269 <sup>3</sup>
Malta	0	0	175	55
Moldova	NR	NR	19	53
Netherlands	50	6	0 <sup>4</sup>	0
Norway	0	1	3 506	771
Romania	0	0	0	0
Spain	0	0	0	0
Sweden	26	4	835	280
Switzerland	NR	NR	1 000	2 750
	<b>512</b>	<b>24</b>	<b>10 666</b>	<b>22 289</b>

<sup>1</sup> Figures are included in the next column for non-EU country branches

<sup>2</sup> Figures include both EU and non-EU country branches.

<sup>3</sup> As of today

<sup>4</sup> Do not require a company registered in another EU-country to register a branch in their country

NR= Do not register

## Appendix D Share Capital

Appendix D 1 Minimum share capital and number of shareholders required for private and public companies

(N=27)

Country	Min Share capital (national currency)-Private ltd.	Min Share capital (national currency)-Public ltd.	National currency	Min Share capital (EUR) - Private ltd.	Min Share capital (EUR) - Public ltd.	Min no. of Shareholders Private ltd.	Min no. of Shareholders Public ltd.
Austria	35000.00	70000.00	EUR	35000.00	70000.00	1	1
Belgium	NA	NA	NA	NA	NA	NA	NA
Bulgaria*	NA	NA	NA	NA	NA	2	2
Denmark	125000.00	500000.00	DKK	16677.50	66710.00	1	1
Estonia	40000.00	400000.00	EEK	2556.46	25564.60	1	1
Finland	2 500.00	80000.00	EUR	2500.00	80000.00	1	1
Germany	25000.00	50000.00	EUR	25000.00	50000.00	1	1
Great Britain	1.00	50000.00	GBP	1.48	73791.00	1	2
Greece	18.00	60.00	EUR	18.00	60.00	2	2
Hungary	3000000.00	3000000.00	HUF	11682.75	11682.75	1	1
Iceland	500000.00	4000000.00	ISK	5475.90	43807.20	1	2
Ireland	1.00	38092.14	EUR	1.00	38092.14	1	7
Isle of Man	1.00	1.00	ANY	1.00	1.00	2	2
Italy	10000.00	100000.00	EUR	10000.00	100000.00	1	1
Jersey	1.00	1.00	GBP	1.48	1.48	1	1
Latvia	2000.00	25000.00	LV	2845.74	35571.75	1	1
Liechtenstein	30000.00	50000.00	CHF, EUR	30000.00	50000.00	1	1
Lithuania	10000.00	150000.00	LTL	2896.20	43443.00	1	1
Luxembourg	12394.68	30986.69	EUR	12394.68	30986.69	1	1
Malta	500.00	20000.00	MTL	1162.22	46488.80	1	2
Moldova	5400.00	20000.00	MDL	309.44	1146.08	1	1
Netherlands	18000.00	45000.00	EUR	18000.00	45000.00	1	1
Norway	100000.00	1000000.00	NOK	12328.00	123280.00	1	1
Romania	200.00	90000.00	LEI	58.30	26234.46	1	2
Spain	3005.06	6010.12	EUR	3005.06	6010.12	1	1
Sweden	100000.00	500000.00	SEK	11044.30	55221.50	1	1
Switzerland	20000.00	100000.00	CHF	12592.00	62960.00	2	3

\* The Court of Justice sets the size of the share capital.

NA= Figures not available

## Appendix E New Company Registrations

(as of 31<sup>st</sup> of December)

### Appendix E 1 New Company Registrations: Sole Traders

(N=29)

Country	2000	2001	2002	2003	2004	2005
Albania	20552	24118	27396	25891	19595	24949
Austria	NA	NA	NA	NA	NA	NA
Bulgaria	51638	78383	67369	24830	21402	18193
Denmark	29064	26230	25420	25342	27735	32562
Estonia	2432	4721	1900	1641	1238	816
Finland	14456	12469	12465	12724	13655	14655
France	82367	79220	78996	83774	87549	86630
Germany	30074	27462	39852	37038	51161	30732
Great Britain	NR	NR	NR	NR	NR	NR
Greece	3426	3430	3342	3565	3386	3303
Hungary	326	312	313	338	316	215
Iceland	39	42	12	12	0	0
Ireland	10458	10734	10021	11255	12807	14789
Isle of Man	NR	NR	NR	NR	NR	NR
Italy	252828	262698	258889	243495	271862	260761
Jersey	582	581	608	615	773	775
Latvia	631	344	970	1557	1961	1633
Liechtenstein	NA	NA	NA	NA	NA	NA
Lithuania	4381	4755	2979	2113	1404	1366
Luxembourg	NA	NA	NA	NA	NA	194
Malta	NR	NR	NR	NR	NR	NR
Moldova	2071	2130	2937	1200	2161	2244
Netherlands	78852	80632	79388	86070	101423	84666
Norway	7688	7429	8306	7755	7571	6680
Romania	21660	22836	33469	49089	53671	64407
Slovenia	42	27	8	20	1	NA
Spain	79	79	91	79	86	109
Sweden	28296	24396	24523	25889	26713	25697
Switzerland	NA	11136	11415	12275	12805	12090

NA= Figures not available

NR= Do not register

## Appendix E 2 New Company Registrations: General partnership

(N=29)

Country	2000	2001	2002	2003	2004	2005
Albania	NA	NA	NA	NA	541	552
Austria	NA	NA	NA	NA	NA	NA
Bulgaria	819	4733	4330	354	181	102
Denmark	4435	4001	4020	4064	3927	4198
Estonia	34	23	17	38	26	20
Finland	1133	990	1017	1080	1179	1322
France	3592	3109	2478	2679	2978	3224
Germany	NA	NA	NA	NA	NA	NA
Great Britain	NR	NR	NR	NR	NR	NR
Greece	1464	1704	1794	2039	2378	2647
Hungary	24061	22255	19415	16688	14092	10802
Iceland	73	50	160	129	115	119
Ireland	2208	2217	2169	2592	3076	3412
Isle of Man	NR	NR	NR	NR	NR	NR
Italy	31539	29893	30383	28612	29539	29529
Jersey	NA	NA	NA	NA	NA	NA
Latvia	25	50	37	31	35	41
Liechtenstein	NA	NA	NA	NA	NA	NA
Lithuania	51	43	15	11	10	9
Luxembourg	NA	NA	NA	NA	NA	23
Malta	NA	15	54	54	28	32
Moldova	7	4	2	1	0	1
Netherlands	1657	1250	1228	1350	1792	1770
Norway	3512	2890	2966	3243	3401	3087
Romania	98	67	42	64	38	30
Slovenia	303	417	524	240	216	178
Spain	101	44	82	71	81	101
Sweden	9377	7976	8021	9018	9446	9219
Switzerland	NA	1242	1261	1252	1212	1230

NA= Figures not available

NR= Do not register

## Appendix E 3 New Company Registrations: Limited Private Companies

(N=29)

Country	2000	2001	2002	2003	2004	2005
Albania	NA	NA	NA	NA	52936	65318
Austria	NA	NA	NA	NA	NA	NA
Bulgaria <sup>1</sup>	6637	10277	9725	7845	10635	12502
Denmark	12324	10689	10680	12223	15281	18723
Estonia	6635	5772	6167	6640	8024	9749
Finland	7654	6565	6796	6591	7708	8421
France	100422	102122	103988	118288	139678	143143
Germany	79552	78400	103406	86287	98971	69167
Great Britain <sup>2</sup>	236800	224600	325200	388400	332700	370800
Greece	1060	1078	946	1054	1013	1192
Hungary	15146	16973	18454	20018	23559	21501
Iceland	1997	1841	3093	2370	2504	2924
Ireland	17273	12773	12098	12752	14032	15446
Isle of Man <sup>1</sup>	3295	2958	2805	2470	2593	2677
Italy	60132	74002	74950	67431	70235	73644
Jersey	3018	2717	2784	2041	2287	2708
Latvia	6472	6322	4766	5487	7343	8782
Liechtenstein	NA	NA	NA	NA	NA	NA
Lithuania	3114	3053	3261	3752	3761	4502
Luxembourg	NA	NA	NA	NA	NA	3922
Malta	NA	1613	1647	2148	2411	2360
Moldova	3216	3265	3466	4176	4264	4603
Netherlands	49640	52448	50282	54282	57017	40595
Norway	13898	12142	11961	11083	13206	20462
Romania	34653	37112	50084	74088	89982	92463
Slovenia	1478	1839	2303	2737	3384	3660
Spain	110008	105886	113679	120783	128717	136280
Sweden <sup>1</sup>	20828	16772	16649	15684	18981	20532
Switzerland	NA	8867	9234	9767	10800	11051

NA= Figures not available

---

<sup>1</sup> The figures include both public and private limited companies.

<sup>2</sup> The figures are taken from the DTI Companies In Reports for a year ending March 2006.

## Appendix E 4 New Company Registrations: Limited Public Companies

(N=29)

Country	2000	2001	2002	2003	2004	2005
Albania	NA	NA	NA	NA	689	612
Austria	NA	NA	NA	NA	NA	NA
Bulgaria <sup>1</sup>	NA	NA	NA	NA	NA	NA
Denmark	3126	2279	1995	2141	2234	2363
Estonia	379	190	148	96	118	108
Finland	10	14	1	1	3	5
France	4348	2354	1026	794	468	340
Germany	4876	3431	2307	1810	2021	1481
Great Britain <sup>2</sup>	1500	900	700	900	1100	1000
Greece	1428	1330	1166	1127	960	1015
Hungary	305	361	194	163	197	190
Iceland	80	30	27	19	13	14
Ireland	123	145	152	143	169	250
Isle of Man <sup>1</sup>	NA	NA	NA	NA	NA	NA
Italy	2052	2209	1759	1734	1292	1191
Jersey	46	43	45	115	152	153
Latvia	52	48	34	21	26	41
Liechtenstein	NA	NA	NA	NA	NA	NA
Lithuania	83	175	81	8	3	0
Luxembourg	NA	NA	NA	NA	NA	3223
Malta	12	2	4	13	3	3
Moldova	28	38	6	6	3	5
Netherlands	414	450	298	306	278	170
Norway	44	38	20	10	19	35
Romania	1206	1239	1315	952	862	782
Slovenia	25	31	36	36	18	19
Spain	4895	3767	3151	2529	2224	2159
Sweden <sup>1</sup>	NA	NA	NA	NA	NA	NA
Switzerland	NA	7866	6690	6475	7209	7139

NA= Figures not available

---

<sup>1</sup> Figures are included in Appendix E3 for private limited companies.

<sup>2</sup> The figures are taken from the DTI Companies In Reports for a year ending March 2006.

## Appendix E 5 New Company Registrations: Other Companies

(N=29)

Country	2000	2001	2002	2003	2004	2005
Albania	NA	NA	NA	NA	742	708
Austria	NA	NA	NA	NA	NA	NA
Bulgaria	12446	15334	16969	16536	19857	23014
Denmark	3855	3314	3162	3162	3748	11961
Estonia	96	299	139	39	36	68
Finland	3582	2533	2879	3078	3302	3559
France	161414	161990	203583	178355	187728	184555
Germany	NA	NA	NA	NA	NA	NA
Great Britain	NA	NA	NA	NA	NA	NA
Greece	48	38	51	75	56	60
Hungary	3955	1283	815	1015	837	638
Iceland	859	868	949	764	713	754
Ireland	1606	1447	1612	1510	1565	1681
Isle of Man	316	267	299	324	243	225
Italy	56857	52649	51223	48070	52582	56166
Jersey	NR	NR	NR	NR	NR	NR
Latvia	7	7	5	5	6	12
Liechtenstein	1920	1314	1169	1373	1450	1676
Lithuania	2892	2821	2866	3043	1537	1672
Luxembourg	NA	NA	NA	NA	NA	204
Malta	NA	NA	NA	NA	NA	NA
Moldova	470	714	541	477	617	465
Netherlands	36226	33434	30406	30926	34700	30009
Norway	1289	1318	1029	1251	2526	3656
Romania	68	153	80	50	63	1964
Slovenia	430	507	500	443	537	226
Spain	1155	958	698	556	538	520
Sweden	1532	1636	1497	1264	1806	2076
Switzerland	NA	2557	2389	2309	2475	2231

NA= Figures not available

NR= Do not register

## Appendix F Registered Companies

### Appendix F 1 Registered Companies: Sole Traders

(N=29)

Country	2000	2001	2002	2003	2004	2005
Albania	NA	NA	NA	NA	NA	NA
Austria	8842	8739	8650	8543	8456	8295
Bulgaria	529842	608225	675594	700424	721826	740019
Denmark	267429	266468	262585	259742	259253	264532
Estonia	15577	19443	20563	21464	21830	21671
Finland	120098	126010	131990	139055	137063	143186
France	1018977	1007796	996805	999150	999199	996181
Germany	149544	153551	155114	155568	154893	154626
Great Britain	NR	NR	NR	NR	NR	NR
Greece	61109	62703	64243	56948	58481	60000
Hungary	3313	3356	3367	3450	3499	3515
Iceland	1582	1614	1607	1614	1600	1600
Ireland	83724	93480	102871	113688	125808	139845
Isle of Man	NR	NR	NR	NR	NR	NR
Italy	3446927	3451417	3455378	3462655	3490264	3504623
Jersey	11077	11658	12266	12881	13654	14429
Latvia	22200	22234	22901	23962	24920	24331
Liechtenstein	NA	NA	NA	NA	NA	580
Lithuania	87456	83493	82104	75904	74710	71375
Luxembourg	NA	NA	NA	NA	NA	4801
Malta	NR	NR	NR	NR	NR	NR
Moldova	57649	58107	59523	59295	60726	61980
Netherlands	NA	NA	NA	431246	462903	494703
Norway	104309	109032	114021	118262	121704	124386
Romania	NA	NA	NA	NA	NA	NA
Slovenia	NA	NA	NA	NA	NA	NA
Spain	NA	NA	NA	NA	NA	NA
Sweden	482478	499593	513893	506416	524734	541748
Switzerland	142314	142579	144839	147311	148263	148982

NA= Figures not available

NR= Do not register



## Appendix F 2 Registered Companies: General partnership

(N=29)

Country	2000	2001	2002	2003	2004	2005
Albania	NA	NA	NA	NA	NA	NA
Austria	1954	1898	1835	1775	1711	1653
Bulgaria	15867	20600	24930	25824	25465	25567
Denmark	27204	27017	26368	26070	25755	26001
Estonia	288	305	318	342	365	378
Finland	15749	15887	15953	16109	14170	14049
France	54332	55140	54999	55423	56262	57331
Germany	23904	24667	24907	25004	24862	24700
Great Britain	NR	NR	NR	NR	NR	NR
Greece	30982	32051	33238	31174	32756	34568
Hungary	179469	194635	204661	211995	217062	219320
Iceland	2446	2407	2486	2552	2581	2626
Ireland	24152	26272	28369	30911	33702	36836
Isle of Man	NR	NR	NR	NR	NR	NR
Italy	652301	655037	649694	648260	647092	644789
Jersey	NA	NA	NA	NA	NA	NA
Latvia	126	171	200	219	240	231
Liechtenstein	NA	NA	NA	NA	NA	40
Lithuania	920	884	854	752	732	681
Luxembourg	NA	NA	NA	NA	NA	347
Malta	NA	NA	NA	NA	NA	NA
Moldova	175	177	175	173	171	171
Netherlands	NA	NA	NA	9438	9803	10162
Norway	26319	27419	29745	32308	34837	36908
Romania	NA	NA	NA	NA	NA	NA
Slovenia	NA	NA	NA	NA	NA	NA
Spain	NA	NA	NA	NA	NA	NA
Sweden	141401	140696	132719	126727	125348	123867
Switzerland	16360	15862	15680	15455	14951	14524

NA= Figures not available

NR= Do not register

## Appendix F 3 Registered Companies: Limited Private Companies

(N=29)

Country	2000	2001	2002	2003	2004	2005
Albania	NA	NA	NA	NA	NA	NA
Austria	93831	93498	94144	94688	97273	100709
Bulgaria <sup>1</sup>	55705	65982	75707	83552	94187	106689
Denmark	75793	83112	89738	97109	106636	119855
Estonia	38135	43266	49060	54387	59767	66200
Finland	224109	228847	232531	217385	198275	180332
France	1172066	1214436	1254221	1310309	1389985	1466781
Germany	907671	939005	959802	976042	1006157	995940
Great Britain <sup>2</sup>	1429400	1479100	1627900	1831100	1968500	2118700
Greece	21769	22542	23200	23959	24672	25585
Hungary	155674	164385	174198	186778	203862	218384
Iceland	13680	15037	17588	19262	21179	23481
Ireland	122228	130516	136948	130383	138215	140194
Isle of Man <sup>1</sup>	41216	37764	35813	36021	32745	30676
Italy	795214	848788	874084	916711	954187	988557
Jersey	32642	32727	32663	31295	30232	30372
Latvia	58387	63591	66705	70581	75159	79711
Liechtenstein	NA	NA	NA	NA	NA	80
Lithuania	43089	45434	47842	48053	51243	55374
Luxembourg	NA	NA	NA	NA	NA	25023
Malta	NA	NA	NA	NA	NA	NA
Moldova	31612	34678	37959	41989	45883	50123
Netherlands	NA	NA	NA	609634	634251	660298
Norway	148358	150732	152565	153077	154972	165659
Romania	NA	NA	NA	NA	NA	NA
Slovenia	NA	NA	NA	NA	NA	NA
Spain	1187710	1280583	1379018	1483708	1589051	1715888
Sweden <sup>1</sup>	275406	282038	287126	295352	301584	309012
Switzerland	46035	53863	61442	68633	76428	84291

NA= Figures not available

---

<sup>1</sup> The figures include both public and private limited companies.

<sup>2</sup> The figures are taken from the DTI Companies In Reports for a year ending March 2006.

## Appendix F 4 Registered Companies: Limited Public Companies

(N=29)

Country	2000	2001	2002	2003	2004	2005
Albania	NA	NA	NA	NA	NA	NA
Austria	1970	2023	2048	2023	2027	1720
Bulgaria <sup>1</sup>	NA	NA	NA	NA	NA	NA
Denmark	36426	37420	38061	38372	38739	39535
Estonia	7907	7862	7412	6743	6241	5945
Finland	205	218	214	213	205	204
France	227950	218845	200281	172900	160440	143401
Germany	15875	18496	19389	19739	20331	20297
Great Britain <sup>2</sup>	12800	12400	11800	11700	11600	11500
Greece	18602	19671	20507	21248	21834	22542
Hungary	4196	4358	4332	4290	4309	4336
Iceland	965	959	931	898	883	880
Ireland	841	914	985	1021	1103	1286
Isle of Man <sup>1</sup>	NA	NA	NA	NA	NA	NA
Italy	60586	62440	60347	60736	56356	54852
Jersey	222	265	380	485	637	790
Latvia	1439	1413	1386	1358	1319	1280
Liechtenstein	NA	NA	NA	NA	NA	8500
Lithuania	1190	1141	1034	923	808	727
Luxembourg	NA	NA	NA	NA	NA	47196
Malta	NA	NA	NA	NA	NA	NA
Moldova	1054	1079	1074	1073	1064	1058
Netherlands	NA	NA	NA	6291	6167	6027
Romania	NA	NA	NA	NA	NA	NA
Norway	602	630	599	554	522	494
Slovenia	NA	NA	NA	NA	NA	NA
Spain	328339	324462	321527	319602	315393	316699
Sweden <sup>1</sup>	NA	NA	NA	NA	NA	NA
Switzerland	171984	173127	173332	174370	174149	172803

NA= Figures not available

---

<sup>1</sup> The figures are included in Appendix F3 for private limited companies.

<sup>2</sup> The figures are taken from the DTI Companies In Reports for a year ending March 2006.

## Appendix F 5 Registered Companies: Other Companies

(N=29)

Country	2000	2001	2002	2003	2004	2005
Albania	NA	NA	NA	NA	NA	NA
Austria	44328	47040	49911	52700	55016	56481
Bulgaria	95525	110859	127828	144364	164221	187235
Denmark	67388	67086	66626	66527	66496	75042
Estonia	1116	1401	1511	1485	1435	1403
Finland	123703	124635	125654	127011	121462	121560
France	936172	1009105	1121386	1234724	1330432	1425764
Germany	137997	145447	158646	166060	173748	182884
Great Britain	4000	4200	4600	4900	5300	5300
Greece	632	662	702	763	794	840
Hungary	22995	22093	21197	20542	20085	19599
Iceland	18153	18950	19856	20421	21090	21677
Ireland	14585	14901	16309	16899	18184	19227
Isle of Man	316	267	299	324	243	225
Italy	743534	774916	791351	816521	849850	880203
Jersey	NR	NR	NR	NR	NR	NR
Latvia	160	144	145	146	149	137
Liechtenstein	NA	NA	NA	NA	NA	23000
Lithuania	33900	36155	38259	39657	40233	40761
Luxembourg	NA	NA	NA	NA	NA	1937
Malta	NA	NA	NA	NA	NA	NA
Moldova	10253	10825	11246	11629	12105	12365
Netherlands	NA	NA	NA	170255	171482	173208
Norway	14552	15430	16368	17673	21079	21022
Romania	NA	NA	NA	NA	NA	NA
Slovenia	NA	NA	NA	NA	NA	NA
Spain	88600	87389	85486	83428	80916	82375
Sweden	34916	37210	36590	37686	38908	40457
Switzerland	54057	53409	53031	52950	52262	52025

NA= Figures not available

NR= Do not register

## Appendix G Business Terminations

### Appendix G 1 Business Terminations: Sole Traders

(N=29)

Country	2000	2001	2002	2003	2004	2005
Albania	NA	NA	NA	NA	NA	NA
Austria	NA	NA	NA	NA	NA	NA
Bulgaria	4478	4456	11623	8059	8804	7071
Denmark	26374	27190	29306	28183	28223	27278
Estonia	742	855	780	739	875	973
Finland	5216	6610	6790	6150	16215	9424
France	126595	93365	89783	89015	95610	102241
Germany	14695	16383	25845	24190	32855	21229
Great Britain	NR	NR	NR	NR	NR	NR
Greece	1882	1836	1802	10860	1853	1784
Hungary	260	269	302	255	267	199
Iceland	15	10	19	5	14	0
Ireland	216	252	323	405	566	590
Isle of Man	NR	NR	NR	NR	NR	NR
Italy	251378	260552	255760	237071	245133	243657
Jersey	200	200	200	256	727	1223
Latvia	275	310	303	496	1003	2222
Liechtenstein	NA	NA	NA	NA	NA	NA
Lithuania	8506	8813	4434	8382	2313	4203
Luxembourg	NA	NA	NA	NA	NA	18
Malta	NR	NR	NR	NR	NR	NR
Moldova	1400	1672	1521	1428	730	990
Netherlands	35008	37451	37882	44474	45308	44473
Norway	2609	2692	3280	3429	4084	1019
Romania	1194	1233	2863	7232	10311	68458
Slovenia	2	2	12	21	9	3
Spain	NA	NA	NA	NA	NA	NA
Sweden	NA	NA	NA	NA	8582	8973
Switzerland	NA	10156	9922	10584	11726	11453

NA= Figures not available

NR= Do not register

## Appendix G 2 Business Terminations: General partnership

(N=29)

Country	2000	2001	2002	2003	2004	2005
Albania	NA	NA	NA	NA	NA	NA
Austria	NA	NA	NA	NA	NA	NA
Bulgaria	61	118	303	207	274	198
Denmark	3929	4188	4669	4362	4238	3898
Estonia	3	6	4	12	3	3
Finland	669	660	760	775	2941	1361
France	2287	2197	2768	3589	2754	2875
Germany	NA	NA	NA	NA	NA	NA
Great Britain	NR	NR	NR	NR	NR	NR
Greece	647	635	607	4103	796	835
Hungary	5811	7089	9389	9354	9025	8544
Iceland	88	89	81	63	86	74
Ireland	94	106	145	161	229	231
Isle of Man	NR	NR	NR	NR	NR	NR
Italy	21913	22970	29084	25817	26055	26308
Jersey	NA	NA	NA	NA	NA	NA
Latvia	8	5	8	12	14	50
Liechtenstein	NA	NA	NA	NA	NA	NA
Lithuania	73	83	47	114	22	40
Luxembourg	NA	NA	NA	NA	NA	7
Malta	NA	NA	NA	NA	NA	NA
Moldova	6	2	4	3	2	1
Netherlands	869	1001	768	852	939	1077
Norway	374	1748	596	647	836	336
Romania	111	72	189	84	113	98
Slovenia	31	953	307	94	171	348
Spain	NA	NA	NA	NA	NA	NA
Sweden	NA	NA	NA	NA	10245	8341
Switzerland	NA	1713	1530	1499	1556	1229

NA= Figures not available

NR= Do not register

## Appendix G 3 Business Terminations: Limited Private Companies

(N=29)

Country	2000	2001	2002	2003	2004	2005
Albania	NA	NA	NA	NA	NA	NA
Austria	NA	NA	NA	NA	NA	NA
Bulgaria <sup>1</sup>	264	243	412	381	351	371
Denmark	3052	3370	4054	4852	5754	5504
Estonia	6391	612	770	1670	2764	3361
Finland	2481	2325	3506	22056	27214	26842
France	59984	59113	61405	67025	76065	72758
Germany	46636	47380	72092	63710	74591	58380
Great Britain <sup>2</sup>	305100	328200	343900	350100	369400	403100
Greece	442	305	288	295	300	279
Hungary	6461	8262	8641	7438	6475	6979
Iceland	348	484	542	696	587	622
Ireland	40850	6965	6734	20649	7039	14179
Isle of Man <sup>1</sup>	1282	6907	4723	5266	3288	4532
Italy	16433	19636	26897	22317	26825	31274
Jersey	3064	2737	2817	3449	3403	2568
Latvia	1362	1118	1652	1611	2765	4230
Liechtenstein	NA	NA	NA	NA	NA	NA
Lithuania	534	608	790	3488	895	885
Luxembourg	NA	NA	NA	NA	NA	479
Malta	576	681	682	758	664	905
Moldova	229	199	185	146	370	363
Netherlands	16552	19249	21260	25955	28027	25958
Norway	8620	9746	10158	10605	11325	3846
Romania	2562	24784	135314	22894	13180	6391
Slovenia	10470	4235	1937	1070	1521	2274
Spain	10395	13013	15244	16093	23374	25567
Sweden <sup>1</sup>	NA	NA	NA	NA	9948	11115
Switzerland	NA	1356	1673	2332	2784	3172

NA= Figures not available

---

<sup>1</sup> The figures include both public and private limited companies.

<sup>2</sup> The figures are taken from the DTI Companies In Reports for a year ending March 2006.

## Appendix G 4 Business Terminations: Limited Public Companies

(N=29)

Country	2000	2001	2002	2003	2004	2005
Albania	NA	NA	NA	NA	NA	NA
Austria	NA	NA	NA	NA	NA	NA
Bulgaria <sup>1</sup>	NA	NA	NA	NA	NA	NA
Denmark	1120	1285	1354	1830	1867	1567
Estonia	598	210	220	382	560	342
Finland	6	10	5	1	7	5
France	10867	10163	10107	9012	8669	7380
Germany	745	809	1253	1249	1465	1195
Great Britain <sup>2</sup>	2500	2600	2500	2300	2200	2000
Greece	248	261	330	386	374	307
Hungary	235	199	220	205	178	163
Iceland	0	33	55	52	28	17
Ireland	103	102	75	105	100	82
Isle of Man <sup>1</sup>	NA	NA	NA	NA	NA	NA
Italy	1652	1810	1953	1833	1559	1724
Jersey	5	5	5	5	5	5
Latvia	38	74	61	49	65	80
Liechtenstein	NA	NA	NA	NA	NA	NA
Lithuania	2	11	4	39	125	14
Luxembourg	NA	NA	NA	NA	NA	1362
Malta	NA	NA	NA	NA	NA	NA
Moldova	28	13	11	7	12	11
Netherlands	256	441	389	302	268	270
Norway	19	22	25	24	38	17
Romania	600	773	2287	710	820	658
Slovenia	78	67	247	32	59	52
Spain	10944	7644	6086	4454	6433	4747
Sweden <sup>1</sup>	NA	NA	NA	NA	NA	NA
Switzerland	NA	7057	6406	6676	7101	7536

NA= Figures not available

---

<sup>1</sup> The figures are included in Appendix F3 for private limited companies.

<sup>2</sup> The figures are taken from the DTI Companies In Reports for a year ending March 2006.



## Appendix G 5 Business Terminations: Other Companies

(N=29)

Country	2000	2001	2002	2003	2004	2005
Albania	NA	NA	NA	NA	NA	NA
Austria	NA	NA	NA	NA	NA	NA
Bulgaria	2432	1288	1350	1324	1413	1445
Denmark	3773	3616	3623	3261	3779	3417
Estonia	21	13	32	64	82	97
Finland	1641	1393	1659	1580	8662	3194
France	109426	106120	104690	106574	115198	118242
Germany	NA	NA	NA	NA	NA	NA
Great Britain	NA	NA	NA	NA	NA	NA
Greece	9	8	11	14	25	14
Hungary	5053	2185	1711	1670	1294	1124
Iceland	73	71	43	199	44	167
Ireland	2612	1492	476	990	505	842
Isle of Man	506	247	121	201	154	177
Jersey	NR	NR	NR	NR	NR	NR
Italy	25256	26745	33380	30515	35573	38051
Latvia	4	23	4	4	3	24
Liechtenstein	NA	NA	NA	2891	2451	2290
Lithuania	640	800	963	1718	936	1206
Luxembourg	NA	NA	NA	NA	NA	62
Malta	NA	NA	NA	NA	NA	NA
Moldova	788	142	120	94	141	206
Netherlands	11341	12869	11605	12794	12331	11390
Norway	350	479	440	432	549	245
Romania	709	533	1499	556	1318	1581
Slovenia	256	277	248	223	146	201
Spain	3204	2169	2601	2614	3050	2694
Sweden	NA	NA	NA	NA	327	381
Switzerland	NA	2928	2668	2708	2706	2491

NA= Figures not available

NR= Do not register

## Appendix H Questionnaire

No.	Question	Reply
1	How would you classify your organization?	Governmental (state-owned) Court of justice If other, please specify
2	What type of structure does your organization have?	Centralized Decentralized If other, please specify
3	How many offices does your organization have?	Main/central office Regional offices Local offices
4	What type of funding do you receive?	Governmental funding No funding at all If other, please specify
5	What fees and charges do you collect?	Company formation/ incorporation fees Application fees for changes in the companies register Fees for registration of annual/company accounts Annual fees to keep a company on the register Information fees Other fees Some services are free of charge
6	Do you apply the cost-covering principle when setting your prices?	Yes, always Yes, sometimes No, never
7	Does your legislation permit you to carry on a profit?	Yes Yes, but with some restrictions No
8	How long does it take for your organization to process an application for company formation/incorporation in workdays (see question no. 10)?	Average Minimum Maximum Goal
9	How long does it take for your organization to process an application for changes in companies register in workdays (see question no. 10)?	Average Minimum Maximum Goal
10	Please explain the reference dates you use for defining "process application goal" in the previous two questions.	
11	What are the most frequent changes in your companies register?	Change of address of registered office Change of business/company name Change of particulars for Director or Secretary Change of accounting reference date Increase/Decrease in capital If other, please specify

- 12 Do you accept documents in languages other than your national language(s)?  
 Yes, all documents can be submitted in foreign language  
 Yes, some documents can be submitted in foreign language  
 No, but we are planning to do so  
 No, we accept no documents in foreign language
- 13 Who can submit an application for company formation?  
 Agent  
 Consulting company  
 Entrepreneur  
 Lawyer  
 If other, please specify
- 14 What payment methods do you accept?  
 Bank draft/checks  
 Cash  
 Deposit accounts  
 Invoice  
 Major credit/debit cards  
 Money orders  
 Online payments  
 Postal/money orders  
 If other, please specify
- 15 What online payment methods do you accept?  
 Major credit/debit cards  
 Financial cybermediary (an internet based company that facilitates payment between two individuals online usually by credit card)  
 Electronic checks (transferring money from checking account to another over the internet)  
 Electronic bill (a Computer system that generates electronic bills and sends them to customers over the internet)  
 If other, please specify
- 16 When is the payment due for ... ?  
 Company formation/incorporation, Application for changes in the companies register, Information delivery  
 In advance  
 Upon registration/delivery  
 After registration/delivery
- 17 What is your organization's most popular means of communication with companies regarding filed documents?  
 E-mail  
 Fax  
 Letter  
 Phone  
 Sms  
 If other, please specify
- 18 How do you examine the company/business names?  
 Formally (ensuring the name is acceptable)  
 Legally (ensuring the name is in accordance with legislation)  
 Against the National Trademark database  
 Against the ALICANTE Trademark database  
 Against the companies register  
 Don't examine the name at all
- 19 Is the company register number unique for ... ?  
 Sole trader, General partnership, Private limited company, Public limited company  
 Yes  
 No
- 20 Does your legislation include restrictions such as:  
 Gender quota

- Residency requirement  
Nationality requirement  
Audited annual accounts  
If any of the above, please provide us with some brief details  
If any of the above, please provide us with some brief details
- 21 Do you register and/or decide on the following types of business termination? <p>  
Bankruptcy, Wind up/Liquidation, Merger, Strike off  
Decide on  
Register
- 22 What are the most common grounds for business termination?
- 23 Is your organization in charge of receiving annual accounts?  
Yes  
No (please provide us with the name of the organization in charge)
- 24 Which company types are required by law to file annual accounts?  
Sole trader, General partnership, Private limited company, Public limited company  
Yes  
No
- 25 What percentage of companies file their annual accounts on time (annual average)?
- 26 How do you accept annual accounts? (choose one or more alternatives)  
Electronically (XBRL)  
Electronically (other format)  
By e-mail (pdf, word format, etc.)  
By fax (paper copy)  
By mail (hard copy)  
If other, please specify
- 27 What formats of the annual accounts are available to the public?  
tiff/giff  
pdf/ps/eps  
scanned images  
rtf/doc  
If other, please specify
- 28 Within what period must companies submit their annual accounts (in months)?
- 29 Where you use a reference date to explain the filing period in the question above, please explain the reference date.
- 30 Do you charge penalty fees for the late filing of annual accounts?  
Yes  
No  
If yes, please specify
- 31 Which of the following filing services do you provide on your website?  
Downloading forms and instructions in national language(s), Downloading forms and instructions in foreign languages, Electronic filing of documents for company formation/registration, Electronic filing of documents for changes in the companies register (change of address, change of business name, change of CEO, etc.), Software for electronic filing  
Available  
Not yet, but planned  
Not available
- 32 Is e-filing mandatory for ...  
Sole trader, General partnership, Private limited company, Public limited company  
Yes  
Not yet, but planned  
No
- 33 Is it possible to use electronic signatures in the e-filing process?  
Sole trader, General partnership, Private limited company, Public limited company  
Yes  
Not yet, but planned  
No
- 34 When do you plan to implement e-filing?

- 2006  
2007  
2008  
If other, please specify
- 35 Is it possible to completely register online ... ?  
Sole trader, General partnership, Private limited company, Public limited company  
Yes  
Not yet, but planned  
No
- 36 Do you supply certificates in electronic format (e.g. certificate of incorporation) using electronic signature?  
Sole trader, General partnership, Private limited company, Public limited company  
Yes  
Not yet, but planned  
No
- 37 What percentages of the following documents are submitted electronically?  
Documents for company formation/registration (%)  
Documents for changes in the companies register (%)  
Annual accounts (%)  
Other documents (%)
- 38 Which of the following information services do you provide on your website?  
Company search, Company officer search, Downloading annual accounts, Statistics  
Free of charge  
Paid
- 39 If you provide other information services, please specify here.
- 40 Do you require that the branch of company registered in another EU country be registered?  
Yes  
Sometimes  
No
- 41 Do you register the following company types?  
European Economic Interest Grouping (EEIG)  
European Companies (SE)
- 42 How many companies do you have in your companies register as of December 31, 2005?  
EEIG  
SE  
Branches of a company registered in another EU country  
Branches of a company in non-EU country
- 43 What is the minimum share capital for ... ?  
Private limited liability company  
Public limited liability company
- 44 What is the currency code for the amount in the previous question?
- 45 In what currencies can share capital be registered? (choose one or more alternatives)  
EUR  
GBP  
USD  
If other, please specify
- 46 What is the minimum number of shareholders for ... ?  
Private limited liability company  
Public limited liability company
- 47 Please feel free to list any additional comments